









Previsão curta

Médias da estação

	 °C	 %	 hPa	 km/h	 mm/h	 °C
12 Mai	20.5 / 16.9	75.8	1020.8	7.7	0.6	20.0 / 16.7
13 Mai	21.1 / 16.0	76.2	1021.1	6.9	0.0	21.0 / 15.6
14 Mai	20.9 / 16.2	73.3	1021.1	6.4	2.0	20.6 / 16.1
15 Mai	21.4 / 16.0	71.1	1021.2	6.3	0.1	20.9 / 15.6
16 Mai	22.3 / 16.8	75.5	1019.8	6.1	1.7	22.8 / 16.6
17 Mai	21.9 / 16.7	79.0	1019.2	6.2	6.6	22.4 / 16.8
18 Mai	20.4 / 16.9	77.4	1020.1	7.9	2.1	20.0 / 16.7
19 Mai	21.1 / 16.3	76.8	1020.9	5.3	1.4	21.4 / 16.5
20 Mai	21.0 / 17.1	74.5	1021.3	7.0	3.0	20.4 / 17.4

Extremos da estação

	 °C	 %	 hPa	 km/h	 km/h	 mm/h	 °C
12 Mai	22.8 2022	89.0 2022	1024.2 2024	30.3 2024	62.3 2024	1.8 2025	23.9 2022
	13.1 2026	60.2 2023	1013.9 2022	-	-	-	12.4 2026
13 Mai	23.0 2024	89.0 2024	1025.3 2023	20.9 2024	42.1 2023, 2024	0.0 > 3 ocorrências	23.7 2024
	13.0 2025	58.8 2025	1017.2 2022	-	-	-	12.2 2025, 2026
14 Mai	23.5 2022	92.0 2024	1027.4 2023	18.9 2023	40.3 2023	8.1 2024	24.1 2022
	13.3 2025	57.4 2022	1015.3 2022	-	-	-	12.8 2025
15 Mai	25.0 2022	86.0 2025	1027.2 2023	18.1 2023	36.7 2024	0.3 2024	25.5 2022
	13.7 2025	48.4 2022	1016.4 2022	-	-	-	13.1 2025
16 Mai	26.0 2022	92.0 2024	1024.2 2023	22.6 2023	46.1 2023	5.1 2023	27.7 2022
	14.1 2025	59.6 2025	1017.3 2025	-	-	-	13.3 2025
17 Mai	24.4 2022	94.4 2024	1022.5 2023	22.7 2023	51.5 2023	17.0 2024	26.5 2022
	14.2 2025	60.6 2023	1015.4 2025	-	-	-	13.8 2025
18 Mai	22.5 2022	95.0 2024	1024.8 2023	23.8 2023	47.9 2023	7.2 2024	24.3 2022
	14.8 2024	64.4 2025	1017.1 2025	-	-	-	14.0 2024
19 Mai	23.0 2025	93.0 2024	1025.0 2023	17.1 2023	38.5 2023	4.8 2024	24.1 2025
	14.2 2025	61.0 2023	1016.8 2022	-	-	-	13.9 2025
20 Mai	22.4 2022	95.0 2022	1025.9 2025	18.4 2025	38.5 2023, 2025	9.7 2022	23.4 2022
	-17.8 2024	55.8 2024	1018.2 2022, 2023	-	-	-	14.0 2024

Almanaque

